

August 22, 2019

JAMES BULLOCK
DEAN, SCHOOL OF PHYSICAL SCIENCES

RE: May through June 2019 Air Monitoring Report for Rowland Hall

Dear Dean Bullock,

The attached report from Omega Environmental, dated August 14, 2019, provides air monitoring results for Rowland Hall during asbestos-related activities during the period of May 28 through June 11, 2019 in the following areas:

- Third floor hallway and Room 340 offices;
- Fourth floor hallway, restrooms, Northeast offices (Rooms 440, 456, 462, 464, 494);
- Fifth floor hallway and Room 540 offices.

We have reviewed the report, including the air sample measurements. Based on our review, the air sample data has been determined to meet the Environmental Protection Agency (EPA) clearance criteria of 0.01 fibers per cubic centimeters of air (f/cc), which means the air quality in public spaces met or exceeded all applicable standards.

If you have any questions regarding the environmental health and safety of Rowland Hall, please don't hesitate to contact me via phone (949.824.4817) or email (amsamala@uci.edu). After hours calls may be directed to 949.824.6200.

If you have any questions regarding the construction activities in Rowland Hall, please contact Design and Construction Services Senior Project Manager Chris Schneider via email (jcshne1@uci.edu).

We look forward to a safe and successful completion of the Rowland Hall fire life safety improvement project. Please let us know if you have any questions.

Sincerely,



Alvin Samala
Manager, Industrial Hygiene, Chemical Safety, and Environmental Health
Environmental Health and Safety

Attachment



Asbestos Air Monitoring Summary Report
University of California, Irvine
Rowland Hall – 4th Floor
Restrooms/NE Offices (456. 462. 464)/494
Irvine, California 92618

Project Number 2019-3250UCI
August 14, 2019

Prepared For:

Susan Robb
University of California, Irvine
4600 Health Science Road
Irvine, California 92697

Prepared By:

Navid Salari
Omega Environmental Services
4570 Campus Drive, Suite 30
Newport Beach, California 92660

A handwritten signature in black ink, appearing to read "Navid Salari", written over a horizontal line.

Navid Salari
Sr. Project Manager, CAC #94-1597

A handwritten signature in blue ink, appearing to read "Steve Rosas", written over a horizontal line.

Steve Rosas
Senior Project Manager
Principal, CAC #92-0284



TABLE OF CONTENTS

1. EXECUTIVE SUMMARY	1
2. AIR SAMPLE RESULTS	1

ATTACHMENT A

PCM Air Sample Results, Daily Notes and Inspectors' Certifications

1. EXECUTIVE SUMMARY

The following is an air monitoring summary report for the Rowland Hall, 4th Floor Fire Life Safety (FLS) Project. The areas included are Restrooms, NE offices (456, 462, 464), and Room 494 located at the University of California, Irvine (UCI) in Irvine California. The abatement contractor scope of work consisted of the following asbestos related activities:

- Work area preparation;
- Removal of non-asbestos ceiling tiles;
- Clean-up of asbestos-containing debris on ceiling tiles and assistance during the installation of fire sprinkler system; and
- Spot removal of asbestos-containing above ceiling materials as necessary.

Project oversight and air monitoring was performed by Christopher Canas, a California Certified Site Surveillance Technician (CSST #16-5978) and Jesse Sanchez an EPA-AHERA¹ Building Inspector and Asbestos Abatement Contractor Supervisor with Omega Environmental Services, Inc. (Omega). The above activities were performed from May 28 through June 11, 2019. The monitoring was performed at the direction of the UCI Environmental Health and Safety (EH&S) and Navid Salari, a California Certified Asbestos Consultant (CAC# 94-1557) with Omega. Attachment A includes copies of the air sample results, daily notes and inspectors' certifications.

2. AIR SAMPLE RESULTS

Perimeter and clearance air samples were collected during and at the completion of the asbestos related activities. The purpose of the area air monitoring was to measure the airborne fiber concentrations outside the containment to determine the effectiveness of the isolation methods employed during the asbestos related activities. Clearance air samples were collected inside the work area following the completion of the asbestos related activities.

Analyses were performed using the Phase Contrast Microscopy (PCM) analytical methodology as described in National Institute for Occupational Safety and Health (NIOSH) 7400 A protocol. Omega's representatives are NIOSH-582² certified and analyzed the collected air samples at the site. Table 1 provides a summary of the air sample results:

Table 1 - Air Sample Results

Date	Sample #	Sample Locations / Work Activity	Result (f/cc)
05/28-29/19	01	4 th Floor, outside work area, hallway by decontamination, NE offices / spot abatement	<0.002
05/28-29/19	02	4 th Floor, outside work area, hallway by decontamination, NE offices / spot abatement	<0.002

¹ Asbestos Hazard Emergency Response Act

² NIOSH-582 or equivalent – Individual trained to analyze samples by Phase Contrast Microscopy



Date	Sample #	Sample Locations / Work Activity	Result (f/cc)
05/28-29/19	03	4 th Floor, outside work area, hallway by negative air exhaust, NE offices / spot abatement	<0.002
05/28-29/19	04	4 th Floor, outside work area, hallway by decontamination unit, NE offices / spot abatement	0.003
05/29-30/19	01	4 th Floor, outside work area, inside clean room, decontamination unit, Restrooms / plaster demolition	<0.002
05/29-30/19	02	4 th Floor, outside work area, hallway by decontamination unit, restrooms / plaster demolition	<0.002
05/29-30/19	03	4 th Floor, outside work area, hallway by negative air exhaust, restrooms / plaster demolition	<0.002
05/29-30/19	04	4 th Floor, outside work area, hallway entrance to decontamination unit, restrooms / plaster demolition	0.004
05/29-30/19	05	4 th Floor, outside work area, room 440, south lobby / plaster demolition	<0.002
05/29-30/19	06	4 th Floor, outside work area, room 440, east side / plaster demolition	<0.002
05/30-31/19	01	4 th Floor, outside work area, hallway by decontamination unit, restrooms / ECG spot abatement	0.004
05/30-31/19	02	4 th Floor, outside work area, hallway by decontamination unit, NE offices / ceiling tile install	0.003
05/30-31/19	03	4 th Floor, outside work area by negative air exhaust, restrooms / ECG spot abatement	0.004
05/30-31/19	04	4 th Floor, outside work area by room 440 / None	<0.002
05/30-31/19	05	5 th Floor, hallway / None	<0.002
05/30-31/19	06	3 rd Floor, hallway / None	<0.002
05/31/19	01	4 th Floor, inside work area, room 456 / Final air clearance	<0.002
05/31/19	02	4 th Floor, inside work area, room 462 / Final air clearance	<0.002
05/31/19	03	4 th Floor, inside work area, room 464 / Final air clearance	<0.002
06/03-04/19	01	3 rd Floor, 340 office / None	<0.002
06/03-04/19	02	4 th Floor, 440 offices / Containment preparation	<0.002
06/03-04/19	03	5 th Floor, 540 offices / None	<0.002
06/03-04/19	04	4 th Floor, outside work area, hallway by decontamination / Pipe installation	<0.002
06/03-04/19	05	4 th Floor, outside work area, hallway by decontamination / Pipe installation	<0.002
06/03-04/19	06	4 th Floor, outside work area by negative air exhaust / Pipe installation	<0.002
06/04-05/19	01	4 th Floor, outside work area, hallway by decontamination, room 494 / Spot abatement	<0.002
06/04-05/19	02	4 th Floor, outside work area, hallway by decontamination, room 494 / Spot abatement	<0.002
06/04-05/19	03	4 th Floor, outside work area by negative air exhaust, room 494 / Spot abatement	<0.002
06/04-05/19	04	3 rd Floor, 340 offices / None	<0.002
06/04-05/19	05	4 th Floor, 440 offices / Pipe installation, spot abatement & installing ceiling tile	<0.002
06/04-05/19	06	5 th Floor, 540 offices / None	<0.002
06/04-05/19	07	4 th Floor, outside work area, hallway by decontamination, restrooms / Installing pipes	<0.002
06/04-05/19	08	4 th Floor, outside work area, hallway by decontamination, restrooms / Installing pipes	<0.002



Date	Sample #	Sample Locations / Work Activity	Result (f/cc)
06/04-05/19	09	4 th Floor, outside work area, hallway by negative air exhaust, restrooms / Installing pipes	<0.002
06/05-06/19	01	4 th Floor, outside work area, hallway by decontamination, room 450 / Clean up	0.003
06/05-06/19	02	4 th Floor, outside work area, hallway by decontamination, room 450 / Clean up	<0.002
06/05-06/19	03	4 th Floor, outside work area by negative air exhaust, room 450 / Clean up	<0.002
06/05-06/19	04	4 th Floor, outside work area, hallway by decontamination, room 494 / Installing pipes	<0.002
06/05-06/19	05	4 th Floor, outside work area, hallway by decontamination, room 494 / Installing pipes	<0.002
06/05-06/19	06	4 th Floor, outside work area by negative air exhaust, room 494 / Installing pipes	0.004
06/05-06/19	07	3 rd Floor, 340 offices / None	<0.002
06/05-06/19	08	4 th Floor, 440 offices / None	<0.002
06/05-06/19	09	5 th Floor, 540 offices / None	<0.002
06/06-07/19	01	4 th Floor, outside work area, hallway by decontamination, restrooms / Installing drywall/clean up	0.005
06/06-07/19	02	4 th Floor, outside work area, hallway by decontamination, restrooms / Installing drywall/clean up	<0.002
06/06-07/19	03	4 th Floor, outside work area by negative air exhaust, restrooms / Installing drywall/clean up	0.004
06/06-07/19	04	4 th Floor, outside work area, hallway by decontamination, room 494 / Installing pipes	<0.002
06/06-07/19	05	4 th Floor, outside work area, hallway by decontamination, room 494 / Installing pipes	<0.002
06/06-07/19	06	4 th Floor, outside work area by negative air exhaust, room 494 / Installing pipes	0.005
06/06-07/19	07	3 rd Floor, 340 offices / None	<0.002
06/06-07/19	08	4 th Floor, 440 offices / None	<0.002
06/06-07/19	09	5 th Floor, 540 offices / None	<0.002
06/06-07/19	10	4 th floor, outside work area, SE hallway, negative air machine exhaust / Spot abatement	0.006
06/06-07/19	11	4 th floor, outside work area, SE hallway by decontamination / Spot abatement	0.005
06/06-07/19	12	4 th Floor, outside work area, hallway by decontamination / Spot abatement	<0.002
06/10-11/19	01	4 th Floor, outside work area, hallway by decontamination, room 494 / Cleanup	<0.002
06/10-11/19	02	4 th Floor, outside work area, hallway by decontamination, room 494 / Cleanup	<0.002
06/10-11/19	03	4 th Floor, outside work area by negative air exhaust, room 494 / Cleanup	0.004
06/10-11/19	04	4 th Floor, outside work area, hallway by decontamination, restrooms / Installing pipes	<0.002
06/10-11/19	05	4 th Floor, outside work area, hallway by decontamination, restrooms / Installing pipes	<0.002
06/10-11/19	06	4 th Floor, outside work area by negative air exhaust, restrooms / Installing pipes	0.006
06/10-11/19	07	3 rd Floor, 340 offices / None	<0.002
06/10-11/19	08	4 th Floor, 440 offices / None	<0.002
06/10-11/19	09	5 th Floor offices, 540 offices / None	<0.002



Date	Sample #	Sample Locations / Work Activity	Result (f/cc)
06/11/19	01	4 th Floor, inside work area, room 494, south side / Final air sample	<0.002
06/11/19	02	4 th Floor, inside work area, room 494, north side/ Final air sample	0.006
06/11/19	01	4 th Floor, inside work area, men's restroom / Final air sample	<0.002
06/11/19	02	4 th Floor, inside work area, women's restroom / Final air sample	<0.002


f/cc – Fibers per cubic centimeter

Based on the results of the PCM analyses, all samples were found to contain fiber concentrations less than the EPA Clearance Criteria of 0.01 f/cc.



Attachment A

Asbestos Project Air Monitoring Data (PCM)

Project Number:	2019-3250UCI	
Project Site Address:	Rowland Hall-4th Floor, restrooms/NE offices/rooms 450/494	
Sample Date:	5/28 – 5/29/19	
Analysis type:	PCM (NIOSH 7400A)	
Analysis by:	Jesse Sanchez	
Date Analyzed:	5/29/19	

Sample ID: 01	Start time: 2215	End time: 0515
Sample location: 4 th floor – Outside work area	Flow rate (LPM): 2.5	
hallway by decontamination, NE offices	Total time: 420	Total volume: 1015
Work activity: Spot abatement	No of fibers: 1	No of fields: 100
	Airborne fiber concentration (fibers/cc): <0.002	
Other comments:		

Sample ID: 02	Start time: 2215	End time: 0515
Sample location: 4 th floor – outside work area	Flow rate (LPM): 2.5	
hallway by decontamination, NE offices	Total time: 420	Total volume: 1015
Work activity: Spot abatement	No of fibers: 5	No of fields: 100
	Airborne fiber concentration (fibers/cc): <0.002	
Other comments:		

Sample ID: 03	Start time: 2218	End time: 0518
Sample location: 4 th floor – outside work area	Flow rate (LPM): 2.5	
by negative air exhaust, NE offices	Total time: 420	Total volume: 1015
Work activity: Spot abatement	No of fibers: 3	No of fields: 100
	Airborne fiber concentration (fibers/cc): <0.002	
Other comments:		


Sample ID: 04	Start time: 2230	End time: 2430
Sample location: 4 th floor – Outside work area	Flow rate (LPM): 10	
hallway by decontamination unit, NE offices	Total time: 120	Total volume: 1200
Work activity: Spot abatement	No of fibers: 7	No of fields: 100
	Airborne fiber concentration (fibers/cc): 0.003	
Other comments:		

Sample ID: 05	Start time: *	End time: *
Sample location: Field blank	Flow rate (LPM): *	
	Total time: *	Total volume: *
Work activity:	No of fibers: 0	No of fields: 100
	Airborne fiber concentration (fibers/cc): 0	
Other comments:		

Sample ID: 06	Start time: *	End time: *
Sample location: Sealed blank	Flow rate (LPM): *	
	Total time: *	Total volume: *
Work activity:	No of fibers: 0	No of fields: 100
	Airborne fiber concentration (fibers/cc): 0	
Other comments:		

Sample name (print)	: Jesse Sanchez	
Signature	: Jesse Sanchez	Page <u> 1 </u> of <u> 1 </u>

Asbestos Project Air Monitoring Data (PCM)

Project Number:	2019-3250UCI	
Project Site Address:	Rowland Hall-4th Floor, restrooms/NE offices/rooms 450/494	
Sample Date:	5/29 – 5/30/19	
Analysis type:	PCM (NIOSH 7400A)	
Analysis by:	Jesse Sanchez	
Date Analyzed:	5/30/19	

Sample ID: 01	Start time: 2105	End time: 0505
Sample location: 4 th floor – Outside work area	Flow rate (LPM): 2.5	
inside clean room, decontamination unit,	Total time: 480	Total volume: 1200
Work activity: Plaster Demolition, restrooms	No of fibers: 3	No of fields: 100
	Airborne fiber concentration (fibers/cc): <0.002	
Other comments:		

Sample ID: 02	Start time: 2105	End time: 0505
Sample location: 4 th floor – Outside work area	Flow rate (LPM): 2.5	
Hallway by Decontamination unit, restrooms	Total time: 480	Total volume: 1200
Work activity: Plaster Demolition	No of fibers: 3.5	No of fields: 100
	Airborne fiber concentration (fibers/cc): <0.002	
Other comments:		

Sample ID: 03	Start time: 2108	End time: 0508
Sample location: 4 th floor – Outside work area	Flow rate (LPM): 2.5	
by Negative air exhaust, restrooms	Total time: 480	Total volume: 1200
Work activity: Plaster Demolition	No of fibers: 2	No of fields: 100
	Airborne fiber concentration (fibers/cc): <0.002	
Other comments:		


Sample ID: 04	Start time: 2410	End time: 0210
Sample location: 4 th floor – Outside work area	Flow rate (LPM): 10	
Hallway, entrance to decontamination unit	Total time: 120	Total volume: 1260
Work activity: Plaster Demolition	No of fibers: 10.5	No of fields: 100
	Airborne fiber concentration (fibers/cc): 0.004	
Other comments:		

Sample ID: 05	Start time: 2410	End time: 0210
Sample location: 4th Floor - Outside work area	Flow rate (LPM): 10.5	
Room 440, south lobby	Total time: 120	Total volume:
Work activity: Plaster demolition	No of fibers: 02	No of fields: 100
	Airborne fiber concentration (fibers/cc): <0.002	
Other comments:		

Sample ID: 06	Start time: 2410	End time: 0210
Sample location: 4th Floor - Outside work area	Flow rate (LPM): 10	
Room 440 East side	Total time: 120	Total volume: 1200
Work activity: Plaster demolition	No of fibers: 3.5	No of fields: 100
	Airborne fiber concentration (fibers/cc): <0.002	
Other comments:		

Sample name (print)	: Jesse Sanchez	
Signature	: Jesse Sanchez	Page <u> 1 </u> of <u> 2 </u>

Asbestos Project Air Monitoring Data (PCM)

Project Number:	2019-3250UCI	
Project Site Address:	Rowland Hall-4th Floor, restrooms/NE offices/rooms 450/494	
Sample Date:	5/29 – 5/30/19	
Analysis type:	PCM (NIOSH 7400A)	
Analysis by:	Jesse Sanchez	
Date Analyzed:	5/30/19	

Sample ID: 07	Start time:	End time:
Sample location: Field blank	Flow rate (LPM):	
	Total time:	Total volume:
Work activity:	No of fibers: 0	No of fields: 100
	Airborne fiber concentration (fibers/cc): 0.0	
Other comments:		

Sample ID: 08	Start time:	End time:
Sample location: Sealed blank	Flow rate (LPM):	
	Total time:	Total volume:
Work activity:	No of fibers: 0	No of fields: 100
	Airborne fiber concentration (fibers/cc): 0.0	
Other comments:		

Sample ID:	Start time:	End time:
Sample location:	Flow rate (LPM):	
	Total time:	Total volume:
Work activity:	No of fibers:	No of fields:
	Airborne fiber concentration (fibers/cc):	
Other comments:		


Sample ID:	Start time:	End time:
Sample location:	Flow rate (LPM):	
	Total time:	Total volume:
Work activity:	No of fibers:	No of fields:
	Airborne fiber concentration (fibers/cc):	
Other comments:		

Sample ID:	Start time:	End time:
Sample location:	Flow rate (LPM):	
	Total time:	Total volume:
Work activity:	No of fibers:	No of fields:
	Airborne fiber concentration (fibers/cc):	
Other comments:		

Sample ID:	Start time:	End time:
Sample location:	Flow rate (LPM):	
	Total time:	Total volume:
Work activity:	No of fibers:	No of fields:
	Airborne fiber concentration (fibers/cc):	
Other comments:		

Sample name (print)	: Jesse Sanchez	
Signature	: Jesse Sanchez	Page <u> 2 </u> of <u> 2 </u>

Asbestos Project Air Monitoring Data (PCM)

Project Number:	2019-3250UCI	
Project Site Address:	Rowland Hall, 4 th Floor - Restrooms/NE Offices/rooms 450/494	
Sample Date:	5/30/19 – 5/31/19	
Analysis type:	PCM (NIOSH 7400A)	
Analysis by:	Christopher Cañas	
Date Analyzed:	5/31/19	

Sample ID: 1	Start time: 8:30pm	End time: 4:50am
Sample location: 4 th Floor – Outside work area	Flow rate (LPM): 2.5	
hallway by decontamination unit, restrooms	Total time: 500	Total volume: 1,250
Work activity: ECG Spot abatement	No of fibers: 9	No of fields: 100
	Airborne fiber concentration (fibers/cc): 0.004	
Other comments:		

Sample ID: 2	Start time: 8:32pm	End time: 4:52am
Sample location: 4 th Floor – Outside work area	Flow rate (LPM): 2.5	
hallway decontamination unit, NE offices	Total time: 500	Total volume: 1,250
Work activity: Ceiling tile install (BNB)	No of fibers: 6.5	No of fields: 100
	Airborne fiber concentration (fibers/cc): 0.003	
Other comments:		


Sample ID: 3	Start time: 8:32pm	End time: 4:52am
Sample location: 4 th Floor – Outside work area	Flow rate (LPM): 2.5	
by Negative air machine exhaust	Total time: 500	Total volume: 1,250
Work activity: ECG Spot abatement	No of fibers: 10	No of fields: 100
	Airborne fiber concentration (fibers/cc): 0.004	
Other comments:		

Sample ID: 4	Start time: 8:32pm	End time: 4:52am
Sample location: 4 th Floor – Outside work area	Flow rate (LPM): 2.5	
by Room 440	Total time: 500	Total volume: 1,250
Work activity: None	No of fibers: 4	No of fields: 100
	Airborne fiber concentration (fibers/cc): <0.002	
Other comments:		

Sample ID: 5	Start time: 8:34pm	End time: 4:54am
Sample location: 5 th Floor - Hallway	Flow rate (LPM): 2.5	
	Total time: 500	Total volume: 1,250
Work activity: None	No of fibers: 2	No of fields: 100
	Airborne fiber concentration (fibers/cc): <0.002	
Other comments:		

Sample name (print)	: Christopher Cañas	
Signature	: Christopher Cañas	Page 1 of 2

PCM/TEM Sample Data Sheet

Project Number:	2019-3250UCI	
Project Site Address:	Rowland Hall, 4th Floor - Restrooms/NE Offices/rooms 450/494	
Sample Date:	5/30/19 – 5/31/19	
Analysis type:	PCM (NIOSH 7400A)	
Analysis by:	Christopher Cañas	
Date Analyzed:	5/31/19	


Sample ID: 6	Start time: 8:34pm	End time: 4:54am
Sample location: 3 rd floor – Hallway	Flow rate (LPM): 2.5	
	Total time: 500	Total volume: 1,250
Work activity: None	No of fibers: 1.5	No of fields: 100
	Airborne fiber concentration (fibers/cc): <0.002	
Other comments:		

Sample ID: 7	Start time: *	End time: *
Sample location: Field blank	Flow rate (LPM): *	
	Total time: *	Total volume: *
Work activity:	No of fibers: 0	No of fields: 100
	Airborne fiber concentration (fibers/cc): 0	
Other comments:		

Sample ID: 8	Start time: *	End time: *
Sample location: Sealed blank	Flow rate (LPM): *	
	Total time: *	Total volume: *
Work activity:	No of fibers: 0	No of fields: 100
	Airborne fiber concentration (fibers/cc): 0	
Other comments:		

Sample name (print)	: Christopher Cañas	
Signature	: Christopher Cañas	Page 2 of 2

Asbestos Abatement Air Monitoring Data (PCM)

Project Number:	2019-3250UCI	
Project Site Address:	Rowland Hall - 4th Floor. restrooms/NE offices/rooms 450/494	
Sample Date:	5/31/19	
Analysis type:	PCM (NIOSH 7400A)	
Analysis by:	Jesse Sanchez	
Date Analyzed:	5/31/19	

Sample ID: 01	Start time: 2440	End time: 0240
Sample location: Room # 456 – inside work area	Flow rate (LPM): 10	
	Total time: 120	Total volume: 1200
Work activity: Final air clearance	No of fibers: 1	No of fields: 100
	Airborne fiber concentration (fibers/cc): <0.002	
Other comments:		

Sample ID: 02	Start time: 2440	End time: 0240
Sample location: Room # 462 – inside work area	Flow rate (LPM): 10	
	Total time: 120	Total volume: 1200
Work activity: Final air clearance	No of fibers: 3	No of fields: 100
	Airborne fiber concentration (fibers/cc): <0.002	
Other comments:		

Sample ID: 03	Start time: 2441	End time: 0241
Sample location: Room # 464 – inside work area	Flow rate (LPM): 10	
	Total time: 120	Total volume: 1200
Work activity: Final air clearance	No of fibers: 1	No of fields: 100
	Airborne fiber concentration (fibers/cc): <0.002	
Other comments:		


Sample ID: 04	Start time: *	End time: *
Sample location: Field blank	Flow rate (LPM): *	
	Total time: *	Total volume: *
Work activity: None	No of fibers: 0	No of fields: 100
	Airborne fiber concentration (fibers/cc): 0	
Other comments:		

Sample ID: 05	Start time: *	End time: *
Sample location: Sealed blank	Flow rate (LPM): *	
	Total time: *	Total volume: *
Work activity: None	No of fibers: 0	No of fields: 100
	Airborne fiber concentration (fibers/cc): 0	
Other comments:		

Sample ID:	Start time:	End time:
Sample location:	Flow rate (LPM):	
	Total time:	Total volume:
Work activity:	No of fibers:	No of fields:
	Airborne fiber concentration (fibers/cc):	
Other comments:		

Sample name (print)	: Jesse Sanchez	
Signature	: Jesse Sanchez	Page <u> 1 </u> of <u> 1 </u>

Asbestos Abatement Air Monitoring Data (PCM)

Project Number:	2019-3250UCI	
Project Site Address:	Rowland Hall-4th Floor, restrooms/NE offices/rooms 450/949	
Sample Date:	6/3/19	
Analysis type:	PCM (NIOSH 7400A)	
Analysis by:	Jesse Sanchez	
Date Analyzed:	6/4/19	

Sample ID: 01	Start time: 2205	End time: 0535
Sample location: 3 rd floor – 340 Offices	Flow rate (LPM): 2.5	
	Total time: 450	Total volume: 1125
Work activity: None	No of fibers: 3.5	No of fields: 100
	Airborne fiber concentration (fibers/cc): <0.002	
Other comments:		

Sample ID: 02	Start time: 2206	End time: 0536
Sample location: 4 th floor – 440 Offices	Flow rate (LPM): 2.5	
	Total time: 450	Total volume: 1125
Work activity: Containment preparation	No of fibers: 2	No of fields: 100
	Airborne fiber concentration (fibers/cc): <0.002	
Other comments:		

Sample ID: 03	Start time: 2207	End time: 0537
Sample location: 5 th floor – 540 Offices	Flow rate (LPM): 2.5	
	Total time: 450	Total volume: 1125
Work activity: None	No of fibers: 2	No of fields: 100
	Airborne fiber concentration (fibers/cc): <0.002	
Other comments:		


Sample ID: 04	Start time: 2206	End time: 0536
Sample location: 4 th floor – outside work area	Flow rate (LPM): 2.5	
hallway by decontamination	Total time: 450	Total volume: 1125
Work activity: Pipe installation	No of fibers: 2.5	No of fields: 100
	Airborne fiber concentration (fibers/cc): <0.002	
Other comments:		

Sample ID: 05	Start time: 2206	End time: 0536
Sample location: 4 th floor – Outside work area	Flow rate (LPM): 2.5	
hallway by decontamination	Total time: 450	Total volume: 1125
Work activity: Pipe installation	No of fibers: 1.5	No of fields: 100
	Airborne fiber concentration (fibers/cc): <0.002	
Other comments:		

Sample ID: 06	Start time: 2207	End time: 0537
Sample location: 4 th floor - outside work area	Flow rate (LPM): 2.5	
by Negative air Exhaust	Total time: 450	Total volume: 1125
Work activity: Pipe installation	No of fibers: 4.5	No of fields: 100
	Airborne fiber concentration (fibers/cc): <0.002	
Other comments:		

Sample name (print)	: Jesse Sanchez	
Signature	: Jesse Sanchez	Page <u> 1 </u> of <u> 1 </u>

Asbestos Abatement Air Monitoring Data (PCM)

Project Number:	2019-3250UCI	 OMEGA ENVIRONMENTAL <small>ENVIRONMENTAL</small> <small>ANALYSIS</small>
Project Site Address:	Rowland Hall - 4th Floor, restrooms & NE offices/Room 494	
Sample Date:	6/4 -5/19	
Analysis type:	PCM (NIOSH 7400A)	
Analysis by:	Jesse Sanchez	
Date Analyzed:	6/5/19	

Sample ID: 01	Start time: 2203	End time: 0503
Sample location: 4 th floor-outside work area hallway by decontamination, Room 494	Flow rate (LPM): 2.5	
	Total time: 420	Total volume: 1050
Work activity: Spot abatement	No of fibers: 2.5	No of fields: 100
	Airborne fiber concentration (fibers/cc): <0.002	
Other comments:		

Sample ID: 02	Start time: 2203	End time: 0503
Sample location: 4 th floor – Outside work area hallway by Decontamination, Room 494	Flow rate (LPM): 2.5	
	Total time: 420	Total volume: 1050
Work activity: Spot abatement	No of fibers: 1	No of fields: 100
	Airborne fiber concentration (fibers/cc): <0.002	
Other comments:		

Sample ID: 03	Start time: 2204	End time: 0504
Sample location: 4 th floor – outside work area by Negative Air Exhaust, Room 494	Flow rate (LPM): 2.5	
	Total time: 420	Total volume: 1050
Work activity: Spot abatement	No of fibers: 3	No of fields: 100
	Airborne fiber concentration (fibers/cc): <0.002	
Other comments:		


Sample ID: 04	Start time: 2206	End time: 0506
Sample location: 3 rd floor – 340 Offices	Flow rate (LPM): 2.5	
	Total time: 420	Total volume: 1050
Work activity: None	No of fibers: 1	No of fields: 100
	Airborne fiber concentration (fibers/cc): <0.002	
Other comments:		

Sample ID: 05	Start time: 2207	End time: 0507
Sample location: 4 th floor – 440 Offices	Flow rate (LPM): 2.5	
	Total time: 420	Total volume: 1050
Work activity: Pipe installation, Spot abatement, installing ceiling tiles	No of fibers: 4.5	No of fields: 100
	Airborne fiber concentration (fibers/cc): <0.002	
Other comments:		

Sample ID: 06	Start time: 2208	End time: 0508
Sample location: 5 th floor – 540 Offices	Flow rate (LPM): 2.5	
	Total time: 420	Total volume: 1050
Work activity: None	No of fibers: 2	No of fields: 100
	Airborne fiber concentration (fibers/cc): <0.002	
Other comments:		

Sample name (print)	: Jesse Sanchez	
Signature	: Jesse Sanchez	Page <u> 1 </u> of <u> 2 </u>

Asbestos Abatement Air Monitoring Data (PCM)

Project Number:	2019-3250UCI	
Project Site Address:	Rowland Hall - 4th Floor	
Sample Date:	6/4 -5/19	
Analysis type:	PCM (NIOSH 7400A)	
Analysis by:	Jesse Sanchez	
Date Analyzed:	6/5/19	

Sample ID: 07	Start time: 2320	End time: 0320
Sample location: 4 th floor –outside work areat hallway by Decontamination, restrooms	Flow rate (LPM): 5	
	Total time: 240	Total volume: 1200
Work activity: Installing pipes	No of fibers: 5	No of fields: 100
	Airborne fiber concentration (fibers/cc): <0.002	
Other comments:		

Sample ID: 08	Start time: 2320	End time: 0320
Sample location: 4 th floor – outside work area hallway by decontamination, restrooms	Flow rate (LPM): 5	
	Total time: 240	Total volume: 1200
Work activity: Installing pipes	No of fibers: 3.5	No of fields: 100
	Airborne fiber concentration (fibers/cc): <0.002	
Other comments:		

Sample ID: 09	Start time: 2321	End time: 0321
Sample location: 4 th floor –outside work area by Negative air exhaust, restrooms	Flow rate (LPM): 5	
	Total time: 240	Total volume: 1200
Work activity: Installing pipes	No of fibers: 4.5	No of fields: 100
	Airborne fiber concentration (fibers/cc): <0.002	
Other comments:		


Sample ID: 10	Start time: *	End time: *
Sample location: Field blank	Flow rate (LPM): *	
	Total time: *	Total volume: *
Work activity:	No of fibers: 0	No of fields: 100
	Airborne fiber concentration (fibers/cc): 0	
Other comments:		

Sample ID: 11	Start time: *	End time: *
Sample location: Sealed blank	Flow rate (LPM): *	
	Total time: *	Total volume: *
Work activity:	No of fibers: 0	No of fields: 100
	Airborne fiber concentration (fibers/cc): 0	
Other comments:		

Sample ID:	Start time:	End time:
Sample location:	Flow rate (LPM):	
	Total time:	Total volume:
Work activity:	No of fibers:	No of fields:
	Airborne fiber concentration (fibers/cc):	
Other comments:		

Sample name (print)	: Jesse Sanchez	
Signature	: Jesse Sanchez	Page 2 of 2

Asbestos Abatement Air Monitoring Data (PCM)

Project Number:	2019-3250UCI	 OMEGA ENVIRONMENTAL <small>ENVIRONMENTAL</small> <small>ANALYSIS</small>
Project Site Address:	Rowland Hall - 4th Floor, Restrooms/NE offices/rooms 949/450	
Sample Date:	6/05-06/19	
Analysis type:	PCM (NIOSH 7400A)	
Analysis by:	Jesse Sanchez	
Date Analyzed:	6/6/19	

Sample ID: 01	Start time: 2203	End time: 0503
Sample location: 4 th floor – outside work area	Flow rate (LPM): 2.5	
hallway by decontamination - Room 450	Total time: 420	Total volume:1015
Work activity: Clean up	No of fibers: 6.5	No of fields: 100
	Airborne fiber concentration (fibers/cc): 0.003	
Other comments:		

Sample ID: 02	Start time: 2203	End time: 0503
Sample location: 4 th floor – Outside work area	Flow rate (LPM): 2.5	
hallway by Decontamination, Room 450	Total time: 420	Total volume:1015
Work activity: Clean up	No of fibers: 4	No of fields: 100
	Airborne fiber concentration (fibers/cc): <0.002	
Other comments:		

Sample ID: 03	Start time: 2204	End time: 0504
Sample location: 4 th floor – outside work area	Flow rate (LPM): 2.5	
by Negative Air Exhaust - Room 450	Total time: 420	Total volume:1015
Work activity: Clean up	No of fibers: 1.5	No of fields: 100
	Airborne fiber concentration (fibers/cc): <0.002	
Other comments:		


Sample ID: 04	Start time: 2206	End time: 0506
Sample location: 4 th floor – outside work area	Flow rate (LPM): 2.5	
hallway by decontamination-Room 494	Total time: 420	Total volume:1015
Work activity: Installing pipes	No of fibers: 3.5	No of fields: 100
	Airborne fiber concentration (fibers/cc): <0.002	
Other comments:		

Sample ID: 05	Start time: 2206	End time: 0506
Sample location: 4 th floor – Outside work area	Flow rate (LPM): 2.5	
hallway by Decontamination - Room 494	Total time: 420	Total volume:1015
Work activity: Installing pipes	No of fibers: 5	No of fields: 100
	Airborne fiber concentration (fibers/cc): <0.002	
Other comments:		

Sample ID: 06	Start time: 2208	End time: 0508
Sample location: 4 th floor – outside work area	Flow rate (LPM): 2.5	
by negative air exhaust - Room 494	Total time: 420	Total volume:1015
Work activity: Installing pipes	No of fibers: 8.5	No of fields: 100
	Airborne fiber concentration (fibers/cc): 0.004	
Other comments:		

Sample name (print)	: Jesse Sanchez	
Signature	: Jesse Sanchez	Page 1 of 2

Asbestos Abatement Air Monitoring Data (PCM)

Project Number:	2019-3250UCI	
Project Site Address:	Rowland Hall - 4th Floor, Restrooms/NE offices/rooms 949/450	
Sample Date:	6/5/19	
Analysis type:	PCM (NIOSH 7400A)	
Analysis by:	Jesse Sanchez	
Date Analyzed:	6/6/19	

Sample ID: 07	Start time: 2215	End time: 0215
Sample location: 3 rd floor – 340 Offices	Flow rate (LPM): 5	
	Total time: 240	Total volume: 1200
Work activity: None	No of fibers: 1	No of fields: 100
	Airborne fiber concentration (fibers/cc): <0.002	
Other comments:		

Sample ID: 08	Start time: 2218	End time: 0218
Sample location: 4 th floor – 440 Offices	Flow rate (LPM): 5	
	Total time: 240	Total volume: 1200
Work activity: None	No of fibers: 4	No of fields: 100
	Airborne fiber concentration (fibers/cc): <0.002	
Other comments:		

Sample ID: 09	Start time: 22020	End time: 0220
Sample location: 5 th floor – 540 Offices	Flow rate (LPM): 5	
	Total time: 240	Total volume: 10200
Work activity: None	No of fibers: 1.5	No of fields: 100
	Airborne fiber concentration (fibers/cc): <0.002	
Other comments:		


Sample ID:	Start time:	End time:
Sample location:	Flow rate (LPM):	
	Total time:	Total volume:
Work activity:	No of fibers:	No of fields:
	Airborne fiber concentration (fibers/cc):	
Other comments:		

Sample ID:	Start time:	End time:
Sample location:	Flow rate (LPM):	
	Total time:	Total volume:
Work activity:	No of fibers:	No of fields:
	Airborne fiber concentration (fibers/cc):	
Other comments:		

Sample ID:	Start time:	End time:
Sample location:	Flow rate (LPM):	
	Total time:	Total volume:
Work activity:	No of fibers:	No of fields:
	Airborne fiber concentration (fibers/cc):	
Other comments:		

Sample name (print)	: Jesse Sanchez	
Signature	: Jesse Sanchez	Page 2 of 2

Asbestos Abatement Air Monitoring Data (PCM)

Project Number:	2019-3250UCI	
Project Site Address:	Rowland Hall - 4th floor, Restroom/NE offices/rooms 450/ 494	
Sample Date:	6/06-07/19	
Analysis type:	PCM (NIOSH 7400A)	
Analysis by:	Jesse Sanchez	
Date Analyzed:	6/7/19	

Sample ID: 01	Start time: 2202	End time: 0502
Sample location: 4 th floor – outside work area	Flow rate (LPM): 2.5	
hallway by decontamination, Restrooms	Total time: 420	Total volume:1015
Work activity: Installing drywall + clean-up	No of fibers: 10	No of fields: 100
	Airborne fiber concentration (fibers/cc): 0.005	
Other comments:		

Sample ID: 02	Start time: 2202	End time: 0502
Sample location: 4 th floor – Outside work area	Flow rate (LPM): 2.5	
hallway by decontamination - Restrooms	Total time: 420	Total volume:1015
Work activity: Installing drywall + clean-up	No of fibers: 4.5	No of fields: 100
	Airborne fiber concentration (fibers/cc): <0.002	
Other comments:		

Sample ID: 03	Start time: 2203	End time: 0503
Sample location: 4 th floor – outside work area	Flow rate (LPM): 2.5	
by negative air exhaust - Restrooms	Total time: 420	Total volume:1015
Work activity: Installing drywall + clean-up	No of fibers: 8.5	No of fields: 100
	Airborne fiber concentration (fibers/cc): 0.004	
Other comments:		


Sample ID: 04	Start time: 2205	End time: 0505
Sample location: 4 th floor – outside work area	Flow rate (LPM): 2.5	
hallway by decontamination - Room 494	Total time: 420	Total volume:1015
Work activity: Installing pipes	No of fibers: 1.5	No of fields: 100
	Airborne fiber concentration (fibers/cc): <0.002	
Other comments:		

Sample ID: 05	Start time: 2205	End time: 0505
Sample location: 4 th floor – Outside work area	Flow rate (LPM): 2.5	
by decontamination - Room 494	Total time: 420	Total volume:1015
Work activity: Installing pipes	No of fibers: 3	No of fields: 100
	Airborne fiber concentration (fibers/cc): <0.002	
Other comments:		

Sample ID: 06	Start time: 2206	End time: 0506
Sample location: 4 th floor-outside work area	Flow rate (LPM): 2.5	
by negative air exhaust - Room 494	Total time: 420	Total volume:1015
Work activity: Installing pipes	No of fibers: 11	No of fields: 100
	Airborne fiber concentration (fibers/cc): 0.005	
Other comments:		

Sample name (print)	: Jesse Sanchez	
Signature	: Jesse Sanchez	Page <u> 1 </u> of <u> 2 </u>

Asbestos Abatement Air Monitoring Data (PCM)

Project Number:	2019-3250UCI	
Project Site Address:	Rowland Hall - 4th floor, restroom & NE offices/room 494	
Sample Date:	6/6/19	
Analysis type:	PCM (NIOSH 7400A)	
Analysis by:	Jesse Sanchez	
Date Analyzed:	6/7/19	

Sample ID: 07	Start time: 2210	End time: 0210
Sample location: 3 rd floor – 340 Offices	Flow rate (LPM): 5	
	Total time: 240	Total volume: 1200
Work activity: None	No of fibers: 3	No of fields: 100
	Airborne fiber concentration (fibers/cc): <0.002	
Other comments:		

Sample ID: 08	Start time: 2210	End time: 0210
Sample location: 4 th floor – 440 Offices	Flow rate (LPM): 5	
	Total time: 240	Total volume: 1200
Work activity: None	No of fibers: 1	No of fields: 100
	Airborne fiber concentration (fibers/cc): <0.002	
Other comments:		

Sample ID: 09	Start time: 2211	End time: 0211
Sample location: 5 th floor – 540 Offices	Flow rate (LPM): 5	
	Total time: 240	Total volume: 1200
Work activity: None	No of fibers: 2	No of fields: 100
	Airborne fiber concentration (fibers/cc): <0.002	
Other comments:		


Sample ID: 10	Start time: 2420	End time: 0220
Sample location: 4 th floor – outside work area	Flow rate (LPM): 10	
SE hallway - Negative air exhaust	Total time: 120	Total volume: 1200
Work activity: Spot abatement	No of fibers: 15.5	No of fields: 100
	Airborne fiber concentration (fibers/cc): 0.006	
Other comments:		

Sample ID: 11	Start time: 2425	End time: 0225
Sample location: 4 th floor – outside work area	Flow rate (LPM): 10	
SE hallway by decontamination room	Total time: 120	Total volume: 1200
Work activity: Spot abatement	No of fibers: 12	No of fields: 100
	Airborne fiber concentration (fibers/cc): 0.005	
Other comments:		

Sample ID: 12	Start time: 2425	End time: 0225
Sample location: 4 th – outside work area	Flow rate (LPM): 10	
hallway by decontamination	Total time: 120	Total volume: 1200
Work activity: Spot abatement	No of fibers: 5	No of fields: 100
	Airborne fiber concentration (fibers/cc): <0.002	
Other comments:		

Sample name (print)	: Jesse Sanchez	
Signature	: Jesse Sanchez	Page <u> 2 </u> of <u> 2 </u>

Asbestos Abatement Air Monitoring Data (PCM)

Project Number:	2019-3250UCI	 OMEGA ENVIRONMENTAL <small>ENVIRONMENTAL</small> <small>ANALYSIS</small>
Project Site Address:	Rowland Hall-4th Floor, Restrooms/NE offices/rooms 450/949	
Sample Date:	6/10 – 6/11/19	
Analysis type:	PCM (NIOSH 7400A)	
Analysis by:	Jesse Sanchez	
Date Analyzed:	6/11/19	

Sample ID: 01	Start time: 2201	End time: 0401
Sample location: 4 th floor – outside work area	Flow rate (LPM): 2.5	
hallway by decontamination-Room 494	Total time: 360	Total volume: 900
Work activity: Clean up	No of fibers: 2.5	No of fields: 100
	Airborne fiber concentration (fibers/cc): <0.002	
Other comments:		

Sample ID: 02	Start time: 2201	End time: 0401
Sample location: 4 th floor – Outside work area	Flow rate (LPM): 2.5	
hallway by decontamination-Room 494	Total time: 360	Total volume: 900
Work activity: Clean up	No of fibers: 4	No of fields: 100
	Airborne fiber concentration (fibers/cc): <0.002	
Other comments:		

Sample ID: 03	Start time: 2204	End time: 0404
Sample location: 4 th floor – outside work area	Flow rate (LPM): 2.5	
by negative air exhaust - Room 494	Total time: 360	Total volume: 900
Work activity: Clean up	No of fibers: 7	No of fields: 100
	Airborne fiber concentration (fibers/cc): 0.004	
Other comments:		


Sample ID: 04	Start time: 2206	End time: 0506
Sample location: 4 th floor – outside work area	Flow rate (LPM): 2.5	
hallway by decontamination - Restrooms	Total time: 420	Total volume: 1050
Work activity: Installing pipes	No of fibers: 3.5	No of fields: 100
	Airborne fiber concentration (fibers/cc): <0.002	
Other comments:		

Sample ID: 05	Start time: 2206	End time: 0506
Sample location: 4 th floor – Outside work area	Flow rate (LPM): 2.5	
hallway by decontamination-Restrooms	Total time: 420	Total volume: 1050
Work activity: Installing pipes	No of fibers: 5	No of fields: 100
	Airborne fiber concentration (fibers/cc): <0.002	
Other comments:		

Sample ID: 06	Start time: 2208	End time: 0508
Sample location: 4 th floor – outside work area	Flow rate (LPM): 2.5	
by negative air exhaust-Restrooms	Total time: 420	Total volume: 1050
Work activity: Installing pipes	No of fibers: 13	No of fields: 100
	Airborne fiber concentration (fibers/cc): 0.006	
Other comments:		

Sample name (print)	: Jesse Sanchez	
Signature	: Jesse Sanchez	Page 1 of 2

Asbestos Abatement Air Monitoring Data (PCM)

Project Number:	2019-3250UCI	
Project Site Address:	Rowland Hall-4th Floor, Restrooms/NE offices/rooms 450/949	
Sample Date:	6/10 – 6/11/19	
Analysis type:	PCM (NIOSH 7400A)	
Analysis by:	Jesse Sanchez	
Date Analyzed:	6/11/19	

Sample ID: 07	Start time: 2215	End time: 0215
Sample location: 3 rd floor – 340 Offices	Flow rate (LPM): 5	
	Total time: 240	Total volume: 1200
Work activity: None	No of fibers: 3	No of fields: 100
	Airborne fiber concentration (fibers/cc): <0.002	
Other comments:		

Sample ID: 08	Start time: 2218	End time: 0218
Sample location: 4 th floor – 440 Offices	Flow rate (LPM): 5	
	Total time: 240	Total volume: 1200
Work activity: None	No of fibers: 2	No of fields: 100
	Airborne fiber concentration (fibers/cc): <0.002	
Other comments:		

Sample ID: 09	Start time: 2220	End time: 0220
Sample location: 5 th floor – 540 Offices	Flow rate (LPM): 5	
	Total time: 240	Total volume: 1200
Work activity: None	No of fibers: 2	No of fields: 100
	Airborne fiber concentration (fibers/cc): <0.002	
Other comments:		


Sample ID:	Start time:	End time:
Sample location:	Flow rate (LPM):	
	Total time:	Total volume:
Work activity:	No of fibers:	No of fields:
	Airborne fiber concentration (fibers/cc):	
Other comments:		

Sample ID:	Start time:	End time:
Sample location:	Flow rate (LPM):	
	Total time:	Total volume:
Work activity:	No of fibers:	No of fields:
	Airborne fiber concentration (fibers/cc):	
Other comments:		

Sample ID:	Start time:	End time:
Sample location:	Flow rate (LPM):	
	Total time:	Total volume:
Work activity:	No of fibers:	No of fields:
	Airborne fiber concentration (fibers/cc):	
Other comments:		

Sample name (print)	: Jesse Sanchez	
Signature	: Jesse Sanchez	Page 2 of 2

Asbestos Abatement Air Monitoring Data (PCM)

Project Number:	2019-3250UCI	
Project Site Address:	Rowland Hall - 4th Floor, room 494	
Sample Date:	6/11/19	
Analysis type:	PCM (NIOSH 7400A)	
Analysis by:	Jesse Sanchez	
Date Analyzed:	6/11/19	

Sample ID: 01	Start time: 0140	End time: 0340
Sample location: 4 th floor – Inside work area room 494, south side	Flow rate (LPM): 10	
	Total time: 120	Total volume: 1200
Work activity: Final air sample	No of fibers: 4	No of fields: 100
	Airborne fiber concentration (fibers/cc): <0.002	
Other comments:		

Sample ID: 02	Start time: 0140	End time: 0340
Sample location: 4 th floor – Inside work area room 494, north side	Flow rate (LPM): 10	
	Total time: 120	Total volume: 1200
Work activity: Final air sample	No of fibers: 13.5	No of fields: 100
	Airborne fiber concentration (fibers/cc): 0.006	
Other comments:		

Sample ID: 03	Start time: *	End time: *
Sample location: Field blank	Flow rate (LPM): *	
	Total time: *	Total volume: *
Work activity: None	No of fibers: 0	No of fields: 100
	Airborne fiber concentration (fibers/cc): 0	
Other comments:		


Sample ID: 04	Start time: *	End time: *
Sample location: Sealed blank	Flow rate (LPM): *	
	Total time: *	Total volume: *
Work activity: None	No of fibers: 0	No of fields: 100
	Airborne fiber concentration (fibers/cc): 0	
Other comments:		

Sample ID:	Start time:	End time:
Sample location:	Flow rate (LPM):	
	Total time:	Total volume:
Work activity:	No of fibers:	No of fields:
	Airborne fiber concentration (fibers/cc):	
Other comments:		

Sample ID:	Start time:	End time:
Sample location:	Flow rate (LPM):	
	Total time:	Total volume:
Work activity:	No of fibers:	No of fields:
	Airborne fiber concentration (fibers/cc):	
Other comments:		

Sample name (print)	: Jesse Sanchez	
Signature	: Jesse Sanchez	Page <u> 1 </u> of <u> 1 </u>

Asbestos Abatement Air Monitoring Data (PCM)

Project Number:	2019-3250UCI	
Project Site Address:	Rowland Hall - 4th floor restrooms/NE offices/rooms 450/494	
Sample Date:	6/11/19	
Analysis type:	PCM (NIOSH 7400A)	
Analysis by:	Jesse Sanchez	
Date Analyzed:	6/11/19	

Sample ID: 01	Start time: 1900	End time: 2100
Sample location: 4 th floor – inside work area	Flow rate (LPM): 10	
Men's restroom	Total time: 120	Total volume: 1200
Work activity: Final air sample	No of fibers: 2.5	No of fields: 100
	Airborne fiber concentration (fibers/cc): <0.002	
Other comments:		

Sample ID: 02	Start time: 1900	End time: 2100
Sample location: 4 th floor – inside work area	Flow rate (LPM): 10	
Women's restroom	Total time: 120	Total volume: 1200
Work activity: Final air sample	No of fibers: 4	No of fields: 100
	Airborne fiber concentration (fibers/cc): <0.002	
Other comments:		

Sample ID: 03	Start time: *	End time: *
Sample location: Field blank	Flow rate (LPM): *	
	Total time: *	Total volume: *
Work activity: None	No of fibers: 0	No of fields: 100
	Airborne fiber concentration (fibers/cc): 0	
Other comments:		

Sample ID: 04	Start time: *	End time: *
Sample location: Sealed blank	Flow rate (LPM): *	
	Total time: *	Total volume: *
Work activity: None	No of fibers: 0	No of fields: 100
	Airborne fiber concentration (fibers/cc): 0	
Other comments:		

Sample ID:	Start time:	End time:
Sample location:	Flow rate (LPM):	
	Total time:	Total volume:
Work activity:	No of fibers:	No of fields:
	Airborne fiber concentration (fibers/cc):	
Other comments:		

Sample ID:	Start time:	End time:
Sample location:	Flow rate (LPM):	
	Total time:	Total volume:
Work activity:	No of fibers:	No of fields:
	Airborne fiber concentration (fibers/cc):	
Other comments:		

Sample name (print)	: Jesse Sanchez	
Signature	: Jesse Sanchez	Page <u> 1 </u> of <u> 1 </u>



Omega Environmental Services, Inc.

Daily Field Log

4570 Campus Drive, Suite 30
 Newport Beach, California 92660
 Phone: (949) 252-2145, Fax: (949) 252-2148

Project Number: 2019-3250UCI	Date: 05/28/2019
Project Name: UCI	Omega Representative: Jesse Sanchez
Project Address: Rowland Hall - 4th floor	
Client Contact:	
Client Phone #:	

TIME AND ACTIVITY

2000	At this time Omega arrives on-site to start 8 pm shift, Omega & ECG on site.
	ECG will be working on spot abatement under full containment. At this time Omega will enter
	Containment to conduct a visual inspection of the containment before the work starts. ECG foreman Martin
	Will be walking with Omega to note down any issues with the containment to properly and to quickly resolve
	The issues.
2100	At this time Omega completed the visual inspection, ECG will continue to prep the area due to minor issues
2135	ECG request visual inspection from Omega.
2200	Omega gives the ok for ECG to proceed with the work, Omega set up view port signs.
2215	At this time ECG enter containment wearing proper PPE + half-face respirators + Omega set up perimeter air
	Samples.
2300	ECG are working on spot abatement under full containment, there are no issues at this time containment poly
	is standing with good integrity, negative air is being used under full containment.
2400	Crew break for lunch.
0100	Crew return from lunch.
0105	ECG enter containment wearing proper PPE + Half-face respirator to continue working on spot abatement. ECG
	Will complete the spot abatement as stated by ECG supervisor Jose Ramos.
0200	As stated by Omega Navid Salari, Omega will conduct visual inspection + clearances after BNB + Cosco complete
	Their work in the containment.
0300	Work continues to move forward no issues to report at this time.
0400	At this time ECG begin to load out waste bags from the containment in 6 mil poly bags.
0540	Omega begins to demobilize PCM air samples.
0600	Shift has ended for today, spot abatement + load out has been completed, ECG + Omega off site.

Omega Site Representative Signature: Jesse Sanchez	Date: 05/28/2019
--	------------------



Omega Environmental Services, Inc.

Daily Field Log

4570 Campus Drive, Suite 30
 Newport Beach, California 92660
 Phone: (949) 252-2145, Fax: (949) 252-2148

Project Number: 2019-3250UCI	Date: 05/29/2019
Project Name: UCI	Omega Representative: Jesse Sanchez
Project Address: Rowland Hall - 4th Floor	
Client Contact:	
Client Phone #:	

TIME AND ACTIVITY

2000	At this time Omega arrives on-site to start 8 pm shift, Omega & ECG on site.
	ECG will be working on plaster demo. under full containment. At this time ECG crew begin to
	Mobilize equipment to the work area, ECG will enter containment wearing proper PPE + Half-face respirators.
	Cosco will enter containment wearing proper PPE + Half-face respirators to install pipes for the fire system in
	Rooms 456, 462 and 464.
2105	Omega mobilize and set up perimeter air samples, ECG enter containment wearing proper PPE + Half-face
	Respirators.
2200	Cosco arrive on-site to start their work shift, installing pipes within the containment.
2215	At this time Cosco enter containment, which consist of rooms 456, 462 and 464. After Cosco complete installing
	Pipes, BNB will enter containment to install ceiling tiles.
2330	Omega walk throughout the floors to check on the work + visually inspect the outside of the containment for
	Breaches.
0100	Crew break for lunch.
0200	Crew return from lunch.
0205	At this time ECG enter containment to complete demo. + part of the crew assists BNB installing new ceiling tiles
	In the hallway, Cosco continue to install pipes within the containment.
0300	Work continues to move forward no issues to report, containment walls still have good integrity.
0400	ECG continue to install ceiling tiles in the hallway with BNB.
0505	At this time Omega begin to demobilize PCM air samples to be analyzed on site.
0600	ECG have demobilized equipment + have sealed the containment close, shift has ended for today. Omega have
	Sent air sample results to UCI Reps., results will be posted by Chris Canas when Confirmed by UCI Rep. Susan
	Rob, Omega off site.

Omega Site Representative Signature: Jesse Sanchez	Date: 05/29/2019
--	------------------

Field Notes

PAGE 1 of 1

PROJECT NAME	UCI Rowland Hall – 4 th floor	SITE CONTACT	Susan Robb
PROJECT NUMBER	2019-3250UCI	CLIENT NUMBER	(949) 233-8889
DATE	5/30-31	IH NAME	Christopher Cañas

8:00pm: Omega Representative Christopher Cañas on site. ECG will be assisting Cosco and BNB with ceiling tile install/cleanup throughout the 4 th floor areas. Today's work will begin in the 4 th floor offices. ECG will perform spot abatement followed by visual clearances. Work will also be done in the adjoining restrooms. (plaster demo)
8:25pm: ECG is now beginning work in NE offices; they will be performing acoustical spot abatement.
10:30am: At this time, pumps have been checked and are operating well and ECG is continuing work in offices.
12:30am: ECG began cleaning in offices to get ready for visual.
1:30am: Visual complete, cosco and BNB moving in for construction work
2:00am: Lunch
3:45am: ECG works diligently removing plaster in adjoining restrooms using PPE and proper engineering controls.
5:00am: Pumps have completed cycle for this shift. Will now retrieve data to analyze.
6:30am: Work for today is now complete. Results indicated area fiber concentration was below PEL. Work will continue onto the following shift. ECG and Omega now off site.

Omega IH Signature: Christopher Cañas



Omega Environmental Services, Inc.

Daily Field Log

4570 Campus Drive, Suite 30
 Newport Beach, California 92660
 Phone: (949) 252-2145, Fax: (949) 252-2148

Project Number: 2019-3250UCI	Date: 05/31/2019
Project Name: UCI	Omega Representative: Jesse Sanchez
Project Address: Rowland Hall-4th Floor	
Client Contact:	
Client Phone #:	

TIME AND ACTIVITY

2000	Omega + ECG arrive on-site to start 8 pm shift. Scope of work: ECG will enter containment wearing proper PPE + Half-face respirators to conduct final clean-up in containment #1 which consist of rooms – 456, 462 and 464. When ECG complete final clean-up, Omega will conduct a visual inspection. If ECG pass visual inspection ECG Will have the ok to encapsulate the work area, followed by a final air clearance when encapsulation dry. Crew Consist of 1 supervisor + 3 workers.
2020	Omega mobilize and set up perimeter air samples + one sample on the 3rd, 4th and 5th floor offices. ECG enter Containment wearing proper PPE + Half-face respirator to start the work.
2120	ECG request visual inspection from Omega.
2125	Omega enters containment wearing proper PPE + Full-face respirator to conduct visual inspection.
2150	Omega exits containment, ECG has the ok to encapsulate the area.
2215	Omega will wait for the encapsulation to dry to then collect final air clearance.
2440	At this time Omega enters containment wearing proper PPE + Full-face respirator to collect final air clearance Samples.
2450	Omega exits containment, samples will be demobilized at 0240.
0100	Crew break for lunch.
0200	Crew return from lunch.
0205	ECG begin to demobilize equipment from the 4th floor, crew will be waiting for clearance results.
0235	Omega enters containment to demobilize final air clearance samples.
0245	Omega exits containment, PCM final air clearance samples will be analyzed on-site.
0310	Omega informs ECG supervisor Jose Ramos that his containment passed the final air clearance and has the ok to To tear down the containment.
0315	ECG begin to tear down the containment at this time.

Omega Site Representative Signature: Jesse Sanchez	Date: 05/31/2019
--	------------------



Omega Environmental Services, Inc.

Daily Field Log

4570 Campus Drive, Suite 30
 Newport Beach, California 92660
 Phone: (949) 252-2145, Fax: (949) 252-2148

Project Number: 2019-3250UCI	Date: 06/3/2019
Project Name: UCI	Omega Representative: Jesse Sanchez
Project Address: Rowland Hall - 4th floor	
Client Contact:	
Client Phone #:	

TIME AND ACTIVITY

2200	At this time ECG + Omega arrive on-site to start 10 pm shift. Scope of work: ECG will work on prepping room #494 to work on spot abatement removing sprayed on acoustic as designated by Cosco. Cosco will also enter Containment wearing proper PPE + Half-face respirators installing pipes for new fire system in the restroom Containment.
2205	Omega mobilize and set up perimeter air samples.
2220	ECG supervisor + Omega walk the work area to check on the spot abatement lay out before prep work starts. After the area is prepped Omega will conduct a visual inspection.
2300	At this time there are no issues to report, work continues to move forward.
2400	Omega walks through the work area to check on the work.
0100	During the walk-through ECG have set up poly walls + decontamination room has been set up.
0200	Crew break for lunch.
0300	Crew return from lunch.
0310	ECG continue to prep the work area, Cosco continue to install pipes inside the restroom containment.
0400	Omega walks the work area with ECG supervisor to observe the work.
0510	ECG request visual inspection.
0512	Omega conduct visual inspection.
0535	At this time visual inspection has been completed + Omega demobilize perimeter air samples. ECG visual Inspection passed, ECG will be able to start spot abatement next work shift.
0600	Shift has ended for today, ECG + Omega off-site and will return next work shift.

Omega Site Representative Signature: Jesse Sanchez	Date: 06/3/2019
--	-----------------



Omega Environmental Services, Inc.

Daily Field Log

4570 Campus Drive, Suite 30
 Newport Beach, California 92660
 Phone: (949) 252-2145, Fax: (949) 252-2148

Project Number: 2019-3250UCI	Date: 06/4/2019
Project Name: UCI	Omega Representative: Jesse Sanchez
Project Address: Rowland Hall - 4th floor	
Client Contact:	
Client Phone #:	

TIME AND ACTIVITY

2200	At this time Omega + ECG arrive on-site, Scope of work: ECG will enter containment (room 494) wearing Proper PPE + Half-face to work on spot abatement. Areas where ECG will be conducting spot abatement has been laid out by Cosco construction. ECG supervisor + Omega will walk through the work area before ECG Crew start the work.
2203	Omega mobilize and set up perimeter air samples.
2210	At this time ECG enter containment wearing proper PPE + Half-face respirators. Crew will be working in a full containment, negative pressure has been properly established.
2300	Omega walks through the 4th floor to check on the work.
2400	At this time Cosco's working in the restroom containment installing pipes + ECG's working on spot abatement In room 494.
0100	At this time work continues to move forward no issues to report at this time.
0200	Crew break for lunch.
0300	Crew return from lunch.
0310	ECG enter containment wearing proper PPE + Half-face respirators to continue working on spot abatement.
0400	At this time ECG are cleaning the work area using water methods + HEPA vacuuming the area.
0504	Omega demobilize air samples at this time, ECG begin to load out waste and trash.
0535	ECG demobilized from the work area, spot abatement has been completed + Cosco will enter the containment Next work shift to work on installing pipes.
0600	At this time shift has ended for today, ECG + Omega off site.

Omega Site Representative Signature: Jesse Sanchez	Date: 06/4/2019
--	-----------------



Omega Environmental Services, Inc.

Daily Field Log

4570 Campus Drive, Suite 30
 Newport Beach, California 92660
 Phone: (949) 252-2145, Fax: (949) 252-2148

Project Number: 2019-3250UCI	Date: 06/5/2019
Project Name: UCI	Omega Representative: Jesse Sanchez
Project Address: Rowland Hall - 4th Floor	
Client Contact:	
Client Phone #:	

TIME AND ACTIVITY

2000	At this time Omega arrives on-site to start 10 pm shift. Cosco, BNB + ECG arrive on-site to start their work shift
	Scope of work: ECG will enter containment (room 450) to work on final clean-up before they request a visual
	Inspection from Omega. Cosco will enter containment (room 494) to install pipes for new fire system, Cosco will
	Enter containment wearing proper PPE + Half-face respirators.
2003	At this time Omega mobilize and set up perimeter air samples on the 3rd, 4th and 5th floor located in the offices,
	Other air samples have been set up in the decontamination room, outside the decontamination room + the
	Negative air machine exhaust.
2100	At this time Omega walk throughout the work areas to check on the work.
2200	At this time ECG continue to work on cleaning the work area + Cosco continue to work within the containment
	Wearing proper PPE + Half-face respirators.
2300	Work continues to move forward, no issues to report at this time.
2440	Omega enters containment wearing proper PPE + Full-face respirator to observe the work.
0120	Omega exits containment work continues to move forward, no issues to work.
0155	At this time ECG supervisor request visual inspection from Omega.
0200	Crew break for lunch.
0210	Omega enters containment (Room 450) wearing proper PPE + Full-face respirator to conduct visual inspection.
0245	Omega exits containment, ECG have the ok to encapsulate the work area, ECG passed the visual inspection.
0300	Crew return from lunch.
0310	ECG enter containment wearing proper PPE + Half-face respirator to encapsulate the work area (Room 450).
0315	At this time Omega + ECG supervisor and Cosco meet on the 4th floor, Cosco has requested spot abatement within
	The corridor. As stated by UCI Reps. And Omega Rep Navid Salari, ECG will need to set up a full containment
	With negative pressure to work on spot abatement.

Omega Site Representative Signature: Jesse Sanchez	Date: 06/5/2019
--	-----------------

TIME AND ACTIVITY

0350 At this time ECG supervisor state, they will work on spot abatement next work shift under full containment, ECG will be working on cleaning the restroom containment + encapsulate room 450.

0503 At this time Omega demobilize perimeter air samples.

0600 ECG begin to leave the work site, Omega remains on-site to meet with BNB Javier.

0700 At this time Omega leaves site, the meeting with BNB was about the work practices and procedures in the Corridor for spot abatement.

Omega Site Representative Signature: Jesse Sanchez

Date: 06/5/2019



Omega Environmental Services, Inc.

Daily Field Log

4570 Campus Drive, Suite 30
 Newport Beach, California 92660
 Phone: (949) 252-2145, Fax: (949) 252-2148

Project Number: 2019-3250UCI	Date: 06/6/2019
Project Name: UCI	Omega Representative: Jesse Sanchez
Project Address: Rowland Hall - 4th Floor	
Client Contact:	
Client Phone #:	

TIME AND ACTIVITY

- 2200 At this time Omega + ECG arrive on-site to start today's work shift. Scope of work: ECG will be working on spot Abatement scrapping 6 small spots of overspray fireproofing on the decking. BNB will enter the containment to Install ceiling tiles after ECG have cleaned the area and finished the work.**
- 2202 At this time Omega mobilize and set up perimeter air samples.**
- 2300 At this time work continues to move forward, Cosco enter room 494 to work on installing pipes for the new fire System. BNB also enter restroom containment to install drywall for the restroom ceiling for ECG to enter and Work on final clean-up.**
- 2330 At this time ECG request visual inspection from Omega.**
- 2334 At this time Omega enters containment to conduct visual inspection.**
- 2415 Omega exits containment, area passed visual inspection ECG has the ok to start the work.**
- 2420 Omega mobilize and set up perimeter air samples for this containment.**
- 0155 At this time ECG request visual inspection from Omega to then encapsulate the work area.**
- 0200 Omega enters containment wearing proper PPE + Full-face respirator to conduct visual inspection.**
- 0230 Omega exits containment, area passed visual inspection, during the inspection ECG walked with Omega during The inspection to immediately encapsulate the work area. Omega will wait for the encapsulation to dry before Collecting final air clearance samples.**
- 0300 Crew break for lunch.**
- 0320 At this time Omega enters containment wearing proper PPE + Full-face respirator and set up final air clearance Samples.**
- 0400 Crew return from lunch.**
- 0420 Omega enters containment wearing proper PPE + Full-face respirator to demobilize final air clearance samples, ECG stand by for clearances results.**

Omega Site Representative Signature: Jesse Sanchez	Date: 06/6/2019
--	-----------------

TIME AND ACTIVITY

0440 Omega has analyzed clearances samples, area passed final air clearances samples. Omega informs ECG of the air results so they can tear down the containment.

0502 At this time Omega start to demobilize perimeter air samples to then be analyzed on-site.

0600 ECG continue to tear down containment to dispose of waste and poly.

0630 At this time ECG + Omega are off site, shift has ended for today.

Omega Site Representative Signature: Jesse Sanchez

Date: 06/6/2019



Omega Environmental Services, Inc.

Daily Field Log

4570 Campus Drive, Suite 30
 Newport Beach, California 92660
 Phone: (949) 252-2145, Fax: (949) 252-2148

Project Number: 2019-3250UCI	Date: 06/7/2019
Project Name: UCI	Omega Representative: Jesse Sanchez
Project Address: Rowland Hall - 4th floor	
Client Contact:	
Client Phone #:	

TIME AND ACTIVITY

2200	Omega + ECG arrive on-site to start the work shift. Scope of work: ECG will set up a containment on the 4th floor North of the elevator. ECG will be working under negative pressure containment spot abating laid out areas that Cosco have laid out during previous work shift.
2410	ECG request visual inspection from Omega.
2412	Omega enters containment to conduct visual inspection.
2435	Omega set up perimeter air samples, ECG has the ok to start the work.
2440	At this time Omega mobilize and set up perimeter air samples.
0200	Work continues to move forward no issues to report at this time, ECG continue to work under full containment Wearing proper PPE + Half-face respirators.
0250	ECG request visual inspection from Omega.
0255	Omega enters containment wearing proper PPE + Full-face respirator to conduct visual inspection.
0330	Omega exits containment, ECG will enter containment to wet wipe a few areas missed followed by encapsulating The work area.
0400	Crew break for lunch.
0425	Omega enters containment wearing proper PPE + Full-face respirator and set up final air clearance samples.
0500	Crew return from lunch.
0510	At this time ECG begin to demobilize equipment from the 4th floor.
0530	ECG enter restroom containment to work on minor clean-up by wet wiping equipment and containment.
0625	Omega enter containment wearing proper PPE + Full-face respirator to demobilize final air clearances. Omega Will analyze final air clearance samples using NIOSH 7400 method.
0638	Omega inform ECG supervisor of the final air clearance, area passed final air clearances ECG begin to tear Down the containment.

Omega Site Representative Signature: Jesse Sanchez	Date: 06/7/2019
--	-----------------



Omega Environmental Services, Inc.

Daily Field Log

4570 Campus Drive, Suite 30
 Newport Beach, California 92660
 Phone: (949) 252-2145, Fax: (949) 252-2148

Project Number: 2019-3250UCI	Date: 06/10/2019
Project Name: UCI	Omega Representative: Jesse Sanchez
Project Address: Rowland Hall - 4th floor	
Client Contact:	
Client Phone #:	

TIME AND ACTIVITY

2200	At this time ECG + Omega arrive on-site to start todays work shift. Scope of work: ECG will enter room 494
	Wearing proper PPE + Half-face respirators to work on final clean-up. After ECG complete final clean-up
	ECG will request visual inspection from Omega. When work has been completed ECG will enter restroom
	Containment to work on final clean-up.
2201	At this time Omega mobilize and set up perimeter air samples.
2210	ECG enter containment wearing proper PPE + Half-face respirators to work on final clean-up.
2340	ECG request visual inspection from Omega.
2350	Omega enters containment wearing proper PPE + Full-face respirator to conduct visual inspection.
2415	Omega exits containment. Visual inspection passed, ECG has the ok to apply encapsulation in the work area.
2418	At this time ECG enter containment (room 494) to apply encapsulation, after this is done ECG will enter restroom
	Containment to clean the work area.
0140	At this time Omega enters containment wearing proper PPE + Full-face respirator to collect final air clearance
	Samples.
0200	Crew break for lunch.
0205	ECG supervisor request visual inspection from Omega.
0210	Omega enters containment (restroom) wearing proper PPE + Full-face respirator.
0245	Omega exits containment, ECG has the ok to encapsulate the work area visual inspection passed.
0300	Crew return from lunch.
0310	ECG enter containment wearing proper PPE + Half-face respirators to encapsulate the work area (restroom).
0340	At this time Omega enters containment wearing proper PPE + Full-face respirator to demobilize final air
	Clearance samples.
0345	Omega exit containment, Omega will read the air samples on-site using NIOSH 7400 method.

Omega Site Representative Signature: Jesse Sanchez	Date: 06/10/2019
--	------------------

TIME AND ACTIVITY

0408 At this time Omega informs ECG supervisor of the results, ECG has the ok to tear down the containment from Room 494.

0415 At this time ECG begin to tear down the containment on the 4th floor room 494.

0506 At this time Omega begins to demobilize perimeter air samples.

0600 Shift has ended for today, ECG + Omega off site at this time.

Omega Site Representative Signature: Jesse Sanchez

Date: 06/10/2019



Omega Environmental Services, Inc.

Daily Field Log

4570 Campus Drive, Suite 30
 Newport Beach, California 92660
 Phone: (949) 252-2145, Fax: (949) 252-2148

Project Number: 2019-3250UCI	Date: 06/11/2019
Project Name: UCI	Omega Representative: Jesse Sanchez
Project Address: Rowland Hall - 4th floor	
Client Contact:	
Client Phone #:	

TIME AND ACTIVITY

2200	Omega + ECG arrive on-site to start 10 pm shift, Omega has collected final air clearance samples before the shift Started. At this time ECG has the ok to tear down the containment. Scope of work: ECG will tear down 4th floor Restroom containment, ECG will also set up a negative air containment to demo. Ceiling tiles for Cosco to enter The containment and lay out spots for ECG to work on spot abatement. BNB will also enter the containment to Install new ceiling tiles (1st floor Southwest of corridor).
2300	Omega walks the site to check on the work.
2400	ECG continue to set up negative pressure containment, no issues to report at this time.
2430	ECG request visual inspection from Omega.
0100	At this time ECG passed visual inspection and can start the work, Omega mobilize and set up air samples.
0200	Crew break for lunch.
0300	Crew return from lunch.
0310	ECG enter containment wearing proper PPE + Half-face respirators to continue working on demo. and clean the Work area.
0400	No issues to report at this time, ECG continue to clean the work area using HEPA vacuum + wet rags.
0440	ECG request visual inspection from Omega.
0500	Omega begins to demobilize air samples + visual inspection has been completed, ECG can encapsulate the poly + Tear down the containment.
0600	At this time shift has ended for today, ECG have torn down the corridor containment ECG + Omega off site.

Omega Site Representative Signature: Jesse Sanchez	Date: 06/11/2019
--	------------------

State of California
Division of Occupational Safety and Health
Certified Site Surveillance Technician

Christopher E Canas

Name

Certification No. 16-5978

Expires on 08/16/19



This certification was issued by the Division of Occupational Safety and Health as authorized by Sections 7180 et seq. of the Business and Professions Code.

Asbestos Training Program

This is to certify

Christopher Canas

Has successfully completed 40 hours
of formal training entitled

**NIOSH 582
Equivalency**

Presented By
Environmental Compliance Training
PO BOX 16555
San Diego, CA. 92176
(858) 558-7465

Director: 
Walter T. Amenta, CIH

Class Dates: 12/11/2017 to 12/15/2017
Expiration Date: N/A
Certification Number: 1217N582E-02



Certificate of Attendance

CERTIFICATE NUMBER

89016

This is to Certify that

JESSE SANCHEZ

Has Completed the Course of

AHERA ASBESTOS ABATEMENT CONTRACTOR/SUPERVISOR 8 HR. REFRESHER COURSE CA-014-04

UNDER TSCA 206, FOR PURPOSES OF COMPLIANCE WITH 29 CFR 1926.1101 AND
TITLE 8 CCR 1529 AND TITLE 8 CCR 5208.

ARMANDO DUCOING

DIRECTOR

August 31, 2018

COMPLETION DATE

E083118CSR

CLASS NUMBER / STARTING DATE

083118

August 31, 2019

CERTIFICATE EXPIRES

Ecologics Training Institute



Certificate of Attendance

CERTIFICATE NUMBER

79041

This is to Certify that

JESSE SANCHEZ

Has Completed the Course of

AHERA ASBESTOS ABATEMENT BUILDING INSPECTOR 4 HR. REFRESHER COURSE CA-014-06

UNDER TSCA 206, FOR PURPOSES OF COMPLIANCE WITH 29 CFR 1926.1101 AND
TITLE 8 CCR 1529 AND TITLE 8 CCR 5208.

ARMANDO DUCOING

DIRECTOR

August 17, 2018

COMPLETION DATE

E081718BIR

CLASS NUMBER / STARTING DATE

081718

August 17, 2019

CERTIFICATE EXPIRES

Ecologics Training Institute



Certificate of Attendance

CERTIFICATE NUMBER

32297

This is to Certify that

JESSE SANCHEZ

Has Completed the Course of

AIR SAMPLING & ANALYSIS OF AIRBORNE ASBESTOS (NIOSH-582 EQUIVALENT)

UNDER TSCA 206, FOR PURPOSES OF COMPLIANCE WITH 29 CFR 1926.1101 AND
TITLE 8 CCR 1529 AND TITLE 8 CCR 5208.

ARMANDO DUCOING

DIRECTOR

September 21, 2018

COMPLETION DATE

E091718NIOSH

091718

CLASS NUMBER / STARTING DATE

CERTIFICATE EXPIRES

Ecologics Training Institute

State of California
Division of Occupational Safety and Health
Certified Asbestos Consultant

Navid Salari

Name



Certification No. **94-1557**

Expires on **03/10/20**

This certification was issued by the Division of Occupational Safety and Health as authorized by Sections 7180 et seq. of the Business and Professions Code.

